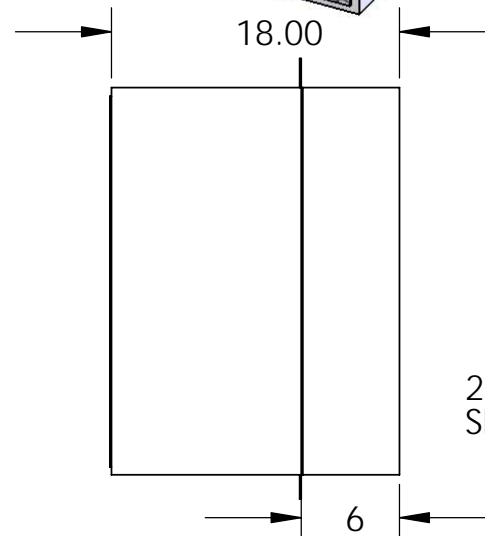
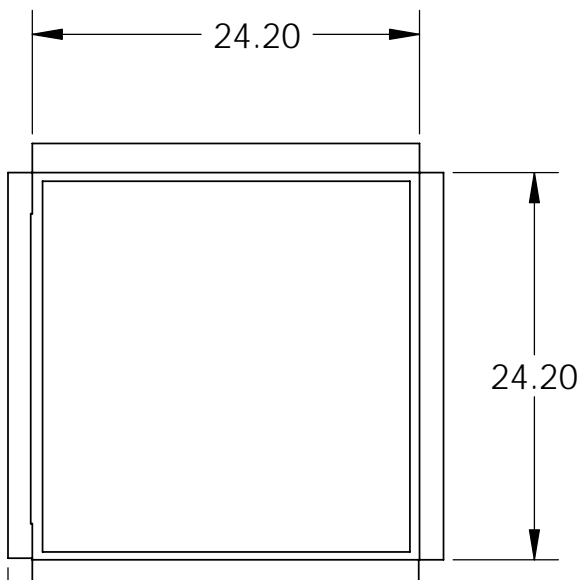
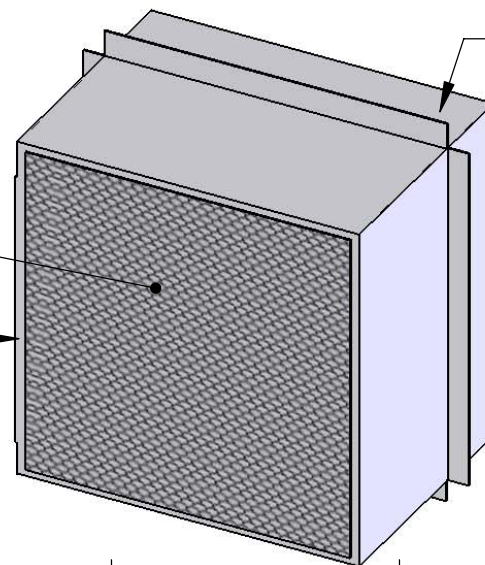


Screen door
1 in. Diamond
galvanized
expandable metal
mesh with 1/2 in. frame

Piano Hinge

Spot Weld
every 2 in.



24 Gauge Galvanized
Sheet metal

1.5

PROPRIETARY AND CONFIDENTIAL
THE INFORMATION CONTAINED IN THIS
DRAWING IS THE SOLE PROPERTY OF
<INSERT COMPANY NAME HERE>. ANY
REPRODUCTION IN PART OR AS A WHOLE
WITHOUT THE WRITTEN PERMISSION OF
<INSERT COMPANY NAME HERE> IS
PROHIBITED.

		UNLESS OTHERWISE SPECIFIED:		NAME	DATE	TITLE: VS-24 Dimensions Eagle Eye Power Solutions	
		DIMENSIONS ARE IN INCHES		DRAWN			
		TOLERANCES:		CHECKED			
		FRACTIONAL ±		ENG APPR.			
		ANGULAR: MACH ± BEND ±		MFG APPR.		SIZE DWG. NO. REV	
		TWO PLACE DECIMAL ±		Q.A.			
		THREE PLACE DECIMAL ±		COMMENTS:		fan box1	
		INTERPRET GEOMETRIC TOLERANCING PER:					
		MATERIAL				SCALE: 1:12	WEIGHT:
NEXT ASSY	USED ON	FINISH					SHEET 1 OF 1
APPLICATION		DO NOT SCALE DRAWING					